
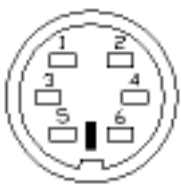



This Table shows more hook-up points with ref. to drawings.

	 5 pin DIN	 6 pin DIN	 8 Pin Mic Plug		
Radio Model	Schematics ref: A (AF o/p)	Schematics ref: B (mic i/p)	Schematics ref: C (PTT)	Schematics ref: D (Morse Key)	For more help e-mail to:
Ten-Tec Pegasus	'Acc' <i>pin 4</i> <i>pin 2</i>	'Acc' <i>pin 1</i> <i>pin 2</i>	'Acc' <i>pin 3</i> <i>pin 2</i>	'KEY'	none
Ten-Tec Omni A,B,C,D	'Patch out' <i>RCA jack at back</i>	'Patch out' <i>RCA jack at back</i>	'PTT' <i>RCA jack at back</i>	'KEY Input' <i>RCA jack at back</i>	KF4HEY or Print Details
Ten-Tec Omni VI Plus	'Patch OUT' <i>RCA jack at back</i>	'Patch IN' <i>RCA jack at back</i>	'PTT' <i>RCA jack at back</i>	'KEY Input' <i>At Back</i>	W3ZJ or Print Details
Katchina 505DSP	'ACC-1' <i>DB-25M skt pin 16 sig</i> <i>pin 14 gnd</i>	'ACC-1' <i>DB-25M skt pin 17 sig</i> <i>pin 14 gnd</i>	'ACC-1' <i>DB-25M skt pin 18 sig</i> <i>pin 14 gnd</i>	'KEY' <i>Control Head 1/8" sterio</i>	W5EUT
Katchina 505DSP	'Mic' <i>8 pin front pin 2 sig</i> <i>pin 1 gnd</i>	'Mic' <i>8 pin front pin 2 sig</i> <i>pin 1 gnd</i>	'Mic' <i>8 pin front pin 3 sig</i> <i>pin 1 gnd</i>	'KEY' <i>Control Head 1/8" sterio</i>	none
Radio Shack HTX-100	'Patch OUT' <i>RCA jack at back</i>	'Patch IN' <i>RCA jack at back</i>	'PTT' <i>RCA jack at back</i>	'KEY Input' <i>At Back</i>	none
Trio 9000 2 mtr. mobile	'Ext. Spkr.' <i>3.5mm jack rear panel</i>	'Mic Plug' <i>6 pin skt front panel</i>	'Standby' <i>2.5mm jack rear panel</i>	'KEY' <i>3.5mm jack rear top</i>	M1DGQ